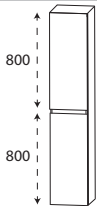
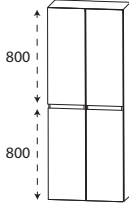
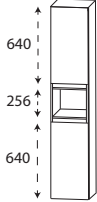
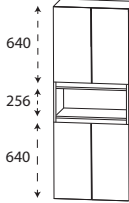
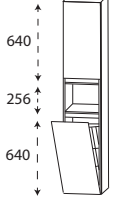
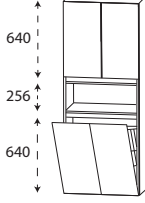


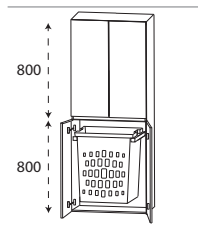
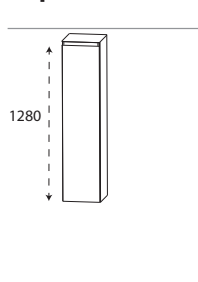
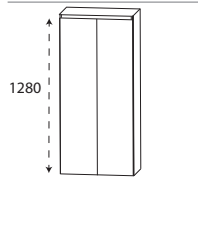
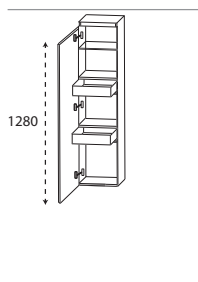
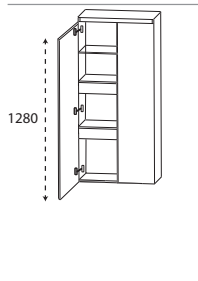
Additional units for all handleless CONCEPT LINE ranges

Depth indication corresponds to the carcass depth

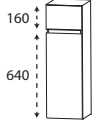
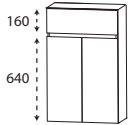
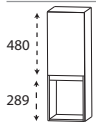
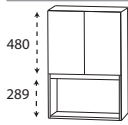
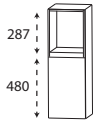
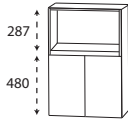
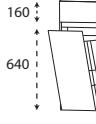
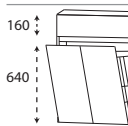
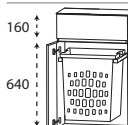
Tall units top cover has to be ordered separately

| | Depth in mm | Width in mm | Height in mm | Article number | Hinge | Surcharge high-gloss carcass |
|-----------------------------------------------------------------------------------------------------------------------------------------------------------------------------------------------------------------------------------------------------------------------------------------------------------------|----------------|----------------|-----------------|------------------|-------|------------------------------|
|  <p>Tall unit 2 doors 2 glass shelves (top) 2 adjustable shelves (bottom)</p> | 300 | 300 | 1630 | HNA0330TG | L/R | |
| | 300 | 400 | 1630 | HNA0340TG | L/R | |
|  <p>Tall unit 4 doors 2 glass shelves (top) 2 adjustable shelves (bottom)</p> | 300 | 600 | 1630 | HNA0360TG | | |
|  <p>Tall unit 2 doors 1 glass shelf (top) 1 glass shelf 1 open compartment</p> | 300 | 300 | 1630 | HNA0230TG | L/R | |
| | 300 | 400 | 1630 | HNA0240TG | L/R | |
|  <p>Tall unit 4 doors 1 glass shelf (top) 1 glass shelf 1 open compartment</p> | 300 | 600 | 1630 | HNA0260TG | | |
|  <p>Tall unit with laundry basket 1 door 1 glass shelf 1 open compartment 1 laundry basket with wire basket</p> <p>Volume of laundry basket: 25 liters</p> <p>Volume of laundry basket: 35 liters</p> | 300 | 300 | 1630 | HNA0230TW | L/R | |
| | 300 | 400 | 1630 | HNA0240TW | L/R | |
|  <p>Tall unit with laundry basket 2 doors 1 glass shelf 1 open compartment 1 laundry basket with wire basket</p> <p>Volume of laundry basket: 55 liters</p> | 300 | 600 | 1630 | HNA0260TW | | |

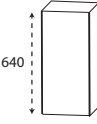
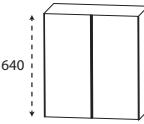

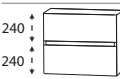

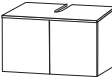

Additional units for all handleless CONCEPT LINE ranges

| Depth indication corresponds to the carcass depth | Depth in mm | Width in mm | Height in mm | Article number | Hinge | Surcharge high-gloss carcass | |
|------------------------------------------------------------------------------------|-----------------------------------------------------------------------------------------------------------------------------------------------------------------------|-------------|--------------|----------------|------------------|------------------------------|--|
| Tall units top cover has to be ordered separately | | | | | | | |
|  | Tall unit with laundry pull out 2 doors 2 glass shelves (top) 2 doors 1 laundry pull out with wire basket Volume of laundry pull out: 40 liters | 300 | 600 | 1630 | HNA0360TW | | |
| Central units top cover has to be ordered separately | | | | | | | |
|  | medium-high unit 1 door 4 glass shelves | 300 | 300 | 1310 | MNA8130TG | L/R | |
| | | 300 | 400 | 1310 | MNA8140TG | L/R | |
|  | medium-high unit 2 doors 4 glass shelves | 300 | 600 | 1310 | MNA8160TG | | |
|  | medium-high unit with inside drawers 1 door 1 glass shelf 2 inside metal-drawer with buffered closing | 300 | 300 | 1310 | MNA8430TG | L/R | |
| | | 300 | 400 | 1310 | MNA8440TG | L/R | |
|  | medium-high unit with inside drawers 2 doors 1 continuous glass shelf 2 continuously inside metal-drawer with buffered closing | 300 | 600 | 1310 | MNA8460TG | | |





Additional units for all handleless CONCEPT LINE ranges

| Depth indication corresponds to the carcass depth | | Depth in mm | Width in mm | Height in mm | Article number | Hinge | Surcharge high-gloss carcass |
|--------------------------------------------------------------------------------------------------------|---------------------------------------------------------------------------------------------------------------------------------------------------------------------|-------------|-------------|--------------|------------------------|-------|------------------------------|
| Highboards top cover has to be ordered separately | | | | | | | |
|  <p>160 640</p> | Highboard 1 drawer with buffered closing 1 door 1 glass shelf | 300 | 300 | 830 | HBA 5 5 3 0 T G | L/R | |
| | | 300 | 400 | 830 | HBA 5 5 4 0 T G | L/R | |
|  <p>160 640</p> | Highboard 1 drawer with buffered closing 2 doors 1 glass shelf | 300 | 600 | 830 | HBA 5 5 6 0 T G | | |
|  <p>480 289</p> | Highboard 1 door 1 glass shelf 1 open compartment below | 300 | 300 | 830 | HBA 5 2 3 0 T G | L/R | |
| | | 300 | 400 | 830 | HBA 5 2 4 0 T G | L/R | |
|  <p>480 289</p> | Highboard 2 doors 1 glass shelf 1 open compartment below | 300 | 600 | 830 | HBA 5 2 6 0 T G | | |
|  <p>287 480</p> | Highboard 1 open compartment above 1 door 1 glass shelf | 300 | 300 | 830 | HBA 5 3 3 0 T G | L/R | |
| | | 300 | 400 | 830 | HBA 5 3 4 0 T G | L/R | |
|  <p>287 480</p> | Highboard 1 open compartment above 2 doors 1 glass shelf | 300 | 600 | 830 | HBA 5 3 6 0 T G | | |
|  <p>160 640</p> | Highboard with laundry basket 1 drawer with buffered closing 1 laundry basket with wire basket Volume of laundry basket: 25 liters | 300 | 300 | 830 | HBA 5 5 3 0 T W | | |
| | | 300 | 400 | 830 | HBA 5 5 4 0 T W | | |
| | | | | | | | |
|  <p>160 640</p> | Highboard with laundry basket 1 drawer with buffered closing 1 laundry basket with wire basket Volume of laundry basket: 55 liters | 300 | 600 | 830 | HBA 5 5 6 1 T W | | |
|  <p>160 640</p> | Highboard with laundry pull out 1 drawer with buffered closing 2 doors 1 laundry pull out with wire basket Volume of laundry pull out: 40 liters | 300 | 600 | 830 | HBA 5 5 6 0 T W | | |

Additional units for all handleless CONCEPT LINE ranges

| Depth indication corresponds to the carcass depth | | Depth in mm | Width in mm | Height in mm | Article number | Hinge | Surcharge high-gloss carcass |
|------------------------------------------------------------------------------------|------------------------------------------------------------------------------------------------------------------------------------------------------------------------------------------------------------------|----------------|----------------|-----------------|------------------------|-------|------------------------------|
| Wall units top cover has to be ordered separately | | | | | | | |
|  | Wall unit 1 door 1 glass shelf | 150 | 300 | 640 | OGA 4 1 3 0 T G | L/R | |
| | | 150 | 400 | 640 | OGA 4 1 4 0 T G | L/R | |
|  | Wall unit 2 doors 1 glass shelf | 150 | 600 | 640 | OGA 4 1 6 0 T G | | |
|  | Shelf variable dimensions 2 fixed wooden shelves | 150-300 | 150-600 | 640 | RV 4 1 V 0 1 | | |
| | | 301-470 | 150-600 | 640 | RV 4 1 V T 1 | | |
| Base units top cover has to be ordered separately | | | | | | | |
|  | Base unit 2 metal pull-outs with buffered closing | 300 | 300 | 520 | UNA 4 3 3 0 T G | | |
| | | 300 | 400 | 520 | UNA 4 3 4 0 T G | | |
| | | 300 | 600 | 520 | UNA 4 3 6 0 T G | | |
|  | Shelf variable dimensions 1 fixed shelf | 150-300 | 150-300 | 520 | RV 3 3 V 0 1 | | |
| | | 301-470 | 150-600 | 520 | RV 3 3 V T 1 | | |
| Universal - washbasin base units | | | | | | | |
|  | Universal - washbasin base unit 2 doors - push to open 1 top cover 330 mm deep with syphon cut- out (depth: 240 mm, width: 80 mm) grain pattern vertical for free hanging washbasin | 300 | 600 | 336 | WUA 2 1 6 0 A P | | |
|  | Washbasin base unit 2 doors - push to open 1 top cover 330 mm deep with syphon cut- out (depth: 240 mm, width: 80 mm) grain pattern vertical for free hanging washbasin | 300 | 600 | 496 | WUA 3 1 6 0 A P | | |

Additional units for all handleless CONCEPT LINE ranges

| Depth indication corresponds to the carcass depth | | Depth in mm | Width in mm | Height in mm | Article number | Hinge | Surchar- ge high- gloss carcass |
|-------------------------------------------------------------------------------------------------------------------------------------------------------------|--------------------------------------------------|----------------|----------------|-----------------|----------------|-------|------------------------------------------|
| Counter tops | | | | | | | |
|  top cover with ABS edge in carcass colour thickness 28 mm | 302 mm width Standard depth | 330 | 302 | 28 | APA333028 | | |
| | 402 mm width Standard depth | 330 | 402 | 28 | APA334028 | | |
| | 602 mm width Standard depth | 330 | 602 | 28 | APA336028 | | |
| | 302 mm width for highboard HBA 5330 TG | 310 | 302 | 28 | APA313028 | | |
| | 402 mm width for highboard HBA 5340 TG | 310 | 402 | 28 | APA314028 | | |
| | 602 mm width for highboard HBA 5360 TG | 310 | 602 | 28 | APA316028 | | |
| | 302 mm width for wall unit | 180 | 302 | 28 | APA183028 | | |
| | 402 mm width for wall unit | 180 | 402 | 28 | APA184028 | | |
| | 602 mm width for wall unit | 180 | 602 | 28 | APA186028 | | |
| | adjustable in depth und width Price per metre | 145-495 | 300-2600 | 28 | APN 60V28 | | |
|  top cover with ABS edge in carcass colour thickness 16 mm | 302 mm width Standard depth | 325 | 302 | 16 | AP 3230 | | |
| | 402 mm width Standard depth | 325 | 402 | 16 | AP 3240 | | |
| | 602 mm width Standard depth | 325 | 602 | 16 | AP 3260 | | |
| | 502 mm width Standard depth | 325 | 502 | 16 | AP 3250 | | |
| | 302 mm width for highboard HBA 5330 TG | 305 | 302 | 16 | AP 3030 | | |
| | 402 mm width for highboard HBA 5340 TG | 305 | 402 | 16 | AP 3040 | | |
| | 602 mm width for highboard HBA 5360 TG | 305 | 602 | 16 | AP 3060 | | |
| | 302 mm width Standard depth Wall unit | 175 | 302 | 16 | AP 1730 | | |
| | 402 mm width Standard depth Wall unit | 175 | 402 | 16 | AP 1740 | | |
| | 602 mm width Standard depth Wall unit | 175 | 602 | 16 | AP 1760 | | |
| adjustable in depth und width Price per metre | 100-640 | 150-1400 | 16 | KBM 64V | | | |
|  top cover in no. 103 solid oak thickness 40 mm in oak solid | 302 mm width Standard depth | 325 | 302 | 40 | APM323040 | | |
| | 402 mm width Standard depth | 325 | 402 | 40 | APM324040 | | |
| | 602 mm width Standard depth | 325 | 602 | 40 | APM326040 | | |
|  top cover Qsolid Surface polished | 306 mm width Standard depth | 325 | 306 | 12 | APS3012PO | | |
| | 406 mm width Standard depth | 325 | 406 | 12 | APS4012PO | | |
| | 606 mm width Standard depth | 325 | 606 | 12 | APS6012PO | | |
| | adjustable in depth und width Price per sqm | 100-1000 | 100-2980 | 12 | APS 12VPO | | |